

Executive Report – Temporary Matrix Button

The Catapult Education group was asked to evaluate the Temporary Matrix Button for Advantage Dental. 16 members of the group participated in the evaluation of the Temporary Matrix Button and it was utilized 83 times during the evaluation period to 75 single unit temporary crown restorations, 5 temporary bridge restorations, 2 mandibular repositioning devices and 1 temporary night guard restoration. Overall, the Temporary Matrix Button was well received by the majority of Catapult Evaluators and the details of their thoughts are presented below.

When evaluators were asked what technique was used to warm the Temporary Matrix Button, 94% of respondents reported using a cup of hot water, while 6% reported using a traditional water bath. 100% of evaluators felt the product provided ample work time to create the necessary shell for provisional fabrication. 75% percent of evaluators felt that they could easily establish good occlusion, proximal contacts and marginal adaptation using the Temporary Matrix Button, while the remainder struggled with some aspect of the technique. Those reporting issues felt that they struggled adapting the material to the tooth or had to really push the material to capture the necessary anatomy. This could have occurred from improper heat treatment of the material, making it far more difficult to place and adapt to the clinical environment.

50% of the evaluators used the Temporary Matrix Button with the accompanying provisional material, Matrix Temp exclusively. 25% of the evaluators used the Temporary Matrix Button with both the Matrix Temp material and their own standard provisional material. The remaining 25% used the Temporary Matrix Button with their own standard provisional material exclusively (of this group 72% reported using the Temporary Matrix Button with Luxatemp (DMG), 14% using the Temporary Matrix Button with Integrity (Dentsply), and 14% using the Temporary Matrix Button with Tempsmart (GC America).

When the evaluators were asked who adapted the Temporary Matrix Button themselves, 44% said they did and 56% reported having their assistant adapt the material. When the evaluators asked if the Temporary Matrix Button technique saved them time, only 20% felt it did. The remaining 80% felt that the technique took either about the same or more time than their current technique. (It appears that most evaluators use a fast setting provisional material in a disposable quadrant tray as their primary single unit provisional crown technique). Those that felt it did save them time report a time savings of between 2-5 minutes.

Evaluators were asked if the Temporary Matrix Button saved them money. 69% of evaluators felt that the product did in fact save them money. The remainder did not feel the material saved them money. When asked if there was a “learning curve” to the Temporary Matrix Button product and technique, 63% of evaluators reported “yes” and 37% reported “no”.

When evaluators were asked what they like best about the Temporary Matrix Button system the following represent the vast majority of comments:

- 1) Cost savings (4 evaluators)
- 2) Fast Technique (4 evaluators)
- 3) Fewer steps (1 evaluator)
- 4) Easy technique (5 evaluators)
- 5) Accurate, smooth, good results (3 evaluators)

When the evaluators were asked if they would recommend the Temporary Matrix Button system to their colleagues, 80% responded that they would, while 20% would not recommend the Temporary Matrix Button to others.

Advantage Dental should be proud of Temporary Matrix Button as it was generally well received by our evaluators and received above average marks in this evaluation. Catapult Education thanks Advantage Dental for the opportunity to evaluate their Temporary Matrix Button and congratulations on receiving the Catapult Vote of Confidence for this product.

Sincerely,



Marc Geissberger, DDS
Board Member
Catapult Education, LLC



Matrix Buttons

Q1 Please enter your name for tracking purposes.

Answered: 16 Skipped: 0

| ANSWER CHOICES | RESPONSES | |
|-----------------|-----------|----|
| Name | 100.00% | 16 |
| Company | 81.25% | 13 |
| Address | 93.75% | 15 |
| Address 2 | 31.25% | 5 |
| City/Town | 93.75% | 15 |
| State/Province | 93.75% | 15 |
| ZIP/Postal Code | 93.75% | 15 |
| Country | 87.50% | 14 |
| Email Address | 93.75% | 15 |
| Phone Number | 87.50% | 14 |

| # | NAME | DATE |
|----|--------------------|--------------------|
| 1 | lou Graham | 8/29/2019 5:47 AM |
| 2 | Sam Halabo DMD | 8/27/2019 6:45 AM |
| 3 | Thomas Dudney | 8/26/2019 3:32 PM |
| 4 | Jeffrey W Horowitz | 8/26/2019 2:27 PM |
| 5 | Susan McMahon | 8/26/2019 9:38 AM |
| 6 | Richard Lipscomb | 8/23/2019 3:14 AM |
| 7 | Marc Geissberger | 8/21/2019 7:55 AM |
| 8 | Chad Duplantis | 8/20/2019 1:03 PM |
| 9 | Dr. Brooks Haney | 8/20/2019 3:44 AM |
| 10 | Jennifer Bell | 8/19/2019 3:13 AM |
| 11 | Chad Wagener | 8/18/2019 4:35 PM |
| 12 | gary radz | 8/17/2019 5:57 PM |
| 13 | Daniel H Ward | 8/17/2019 10:06 AM |
| 14 | Todd Whitlock | 8/17/2019 3:50 AM |
| 15 | Timothy Bizga | 8/16/2019 10:32 AM |
| 16 | Hemali Ajmera | 8/12/2019 10:31 AM |

| # | COMPANY | DATE |
|---|---------------------------------|-------------------|
| 1 | University Dental Professionals | 8/29/2019 5:47 AM |
| 2 | Jeffrey W Horowitz | 8/26/2019 2:27 PM |
| 3 | Susan McMahon | 8/26/2019 9:38 AM |
| 4 | Woodmore Dental Center | 8/23/2019 3:14 AM |
| 5 | Geissberger DDS | 8/21/2019 7:55 AM |

Matrix Buttons

| 6 | Chad Duplantis | 8/20/2019 1:03 PM |
|----|----------------------------|--------------------|
| 7 | Smiles of North Dallas | 8/20/2019 3:44 AM |
| 8 | Jennifer Bell | 8/19/2019 3:13 AM |
| 9 | Chad Wagener | 8/18/2019 4:35 PM |
| 10 | Daniel H Ward DDS | 8/17/2019 10:06 AM |
| 11 | Todd Whitlock,D.D.S. | 8/17/2019 3:50 AM |
| 12 | Bizga Dental | 8/16/2019 10:32 AM |
| 13 | Dr. Ajmera's Dental Office | 8/12/2019 10:31 AM |
| # | ADDRESS | DATE |
| 1 | 5549 S Cornell | 8/29/2019 5:47 AM |
| 2 | 122 7th Ave NE | 8/26/2019 3:32 PM |
| 3 | 1515 9th Ave | 8/26/2019 2:27 PM |
| 4 | 1301 Grandview Ave | 8/26/2019 9:38 AM |
| 5 | 11721 Woodmore Road | 8/23/2019 3:14 AM |
| 6 | 1341 South Eliseo Drive | 8/21/2019 7:55 AM |
| 7 | 6400 SPOONWOOD LN | 8/20/2019 1:03 PM |
| 8 | 3017 E Renner Rd St 120 | 8/20/2019 3:44 AM |
| 9 | 5245 Sunset Lake Rd | 8/19/2019 3:13 AM |
| 10 | 340 SE Delaware Ave. | 8/18/2019 4:35 PM |
| 11 | 999 18th St | 8/17/2019 5:57 PM |
| 12 | 1080 Polaris Pkwy | 8/17/2019 10:06 AM |
| 13 | 3671 S. Sare Road | 8/17/2019 3:50 AM |
| 14 | 6731 Ridge Rd | 8/16/2019 10:32 AM |
| 15 | 209-34 30th ave | 8/12/2019 10:31 AM |
| # | ADDRESS 2 | DATE |
| 1 | Suite 200 | 8/26/2019 9:38 AM |
| 2 | Siute 150 | 8/23/2019 3:14 AM |
| 3 | 1300 | 8/17/2019 5:57 PM |
| 4 | Ste 130 | 8/17/2019 10:06 AM |
| 5 | Suite 201 | 8/16/2019 10:32 AM |
| # | CITY/TOWN | DATE |
| 1 | Chicago | 8/29/2019 5:47 AM |
| 2 | Alabaster | 8/26/2019 3:32 PM |
| 3 | Conway | 8/26/2019 2:27 PM |
| 4 | Pittsburgh | 8/26/2019 9:38 AM |
| 5 | Mitchellville | 8/23/2019 3:14 AM |
| 6 | Greenbrae | 8/21/2019 7:55 AM |
| 7 | FORT WORTH | 8/20/2019 1:03 PM |
| 8 | Richardson | 8/20/2019 3:44 AM |
| 9 | Holly Springs | 8/19/2019 3:13 AM |
| 10 | Ankeny | 8/18/2019 4:35 PM |

Matrix Buttons

| 11 | denver | 8/17/2019 5:57 PM |
|----|-----------------|--------------------|
| 12 | Columbus | 8/17/2019 10:06 AM |
| 13 | Bloomington | 8/17/2019 3:50 AM |
| 14 | Parma | 8/16/2019 10:32 AM |
| 15 | bayside | 8/12/2019 10:31 AM |
| # | STATE/PROVINCE | DATE |
| 1 | Illinois | 8/29/2019 5:47 AM |
| 2 | Al | 8/26/2019 3:32 PM |
| 3 | South Carolina | 8/26/2019 2:27 PM |
| 4 | PA | 8/26/2019 9:38 AM |
| 5 | MD | 8/23/2019 3:14 AM |
| 6 | Ca | 8/21/2019 7:55 AM |
| 7 | TX | 8/20/2019 1:03 PM |
| 8 | TX | 8/20/2019 3:44 AM |
| 9 | North Carolina | 8/19/2019 3:13 AM |
| 10 | IA- IOWA | 8/18/2019 4:35 PM |
| 11 | co | 8/17/2019 5:57 PM |
| 12 | Ohio | 8/17/2019 10:06 AM |
| 13 | IN | 8/17/2019 3:50 AM |
| 14 | OH | 8/16/2019 10:32 AM |
| 15 | new york | 8/12/2019 10:31 AM |
| # | ZIP/POSTAL CODE | DATE |
| 1 | 60637 | 8/29/2019 5:47 AM |
| 2 | 35007 | 8/26/2019 3:32 PM |
| 3 | 29526 | 8/26/2019 2:27 PM |
| 4 | 15211 | 8/26/2019 9:38 AM |
| 5 | 20217 | 8/23/2019 3:14 AM |
| 6 | 94904 | 8/21/2019 7:55 AM |
| 7 | 76137 | 8/20/2019 1:03 PM |
| 8 | 75082 | 8/20/2019 3:44 AM |
| 9 | 27540 | 8/19/2019 3:13 AM |
| 10 | 50021 | 8/18/2019 4:35 PM |
| 11 | 80202 | 8/17/2019 5:57 PM |
| 12 | USA | 8/17/2019 10:06 AM |
| 13 | 47401 | 8/17/2019 3:50 AM |
| 14 | 44129 | 8/16/2019 10:32 AM |
| 15 | 11360 | 8/12/2019 10:31 AM |
| # | COUNTRY | DATE |
| 1 | United States | 8/29/2019 5:47 AM |
| 2 | Usa | 8/26/2019 3:32 PM |
| 3 | United States | 8/26/2019 2:27 PM |

Matrix Buttons

| | | |
|----------|------------------------------|--------------------|
| 4 | United States | 8/26/2019 9:38 AM |
| 5 | United States | 8/23/2019 3:14 AM |
| 6 | United States | 8/21/2019 7:55 AM |
| 7 | United States | 8/20/2019 1:03 PM |
| 8 | United States | 8/20/2019 3:44 AM |
| 9 | United States | 8/19/2019 3:13 AM |
| 10 | USA | 8/18/2019 4:35 PM |
| 11 | United States | 8/17/2019 10:06 AM |
| 12 | USA | 8/17/2019 3:50 AM |
| 13 | United States | 8/16/2019 10:32 AM |
| 14 | usa | 8/12/2019 10:31 AM |
| # | EMAIL ADDRESS | DATE |
| 1 | lou@catapulteducation.com | 8/29/2019 5:47 AM |
| 2 | tedudneydmd@aol.com | 8/26/2019 3:32 PM |
| 3 | jhorowitzdmd@gmail.com | 8/26/2019 2:27 PM |
| 4 | drsusan@wowinsmile.com | 8/26/2019 9:38 AM |
| 5 | lipscombrichard@netscape.net | 8/23/2019 3:14 AM |
| 6 | mgeissbergerdds@gmail.com | 8/21/2019 7:55 AM |
| 7 | drduplantis@gmail.com | 8/20/2019 1:03 PM |
| 8 | haneydds@verizon.net | 8/20/2019 3:44 AM |
| 9 | jsbelldds@gmail.com | 8/19/2019 3:13 AM |
| 10 | drwagener@aadsmiles.com | 8/18/2019 4:35 PM |
| 11 | radzdds@aol.com | 8/17/2019 5:57 PM |
| 12 | dward@columbus.rr.com | 8/17/2019 10:06 AM |
| 13 | twhitlockdds@aol.com | 8/17/2019 3:50 AM |
| 14 | tbizga@gmail.com | 8/16/2019 10:32 AM |
| 15 | hajmeradds@gmail.com | 8/12/2019 10:31 AM |
| # | PHONE NUMBER | DATE |
| 1 | +17735517971 | 8/29/2019 5:47 AM |
| 2 | 2056636545 | 8/26/2019 3:32 PM |
| 3 | 8434574179 | 8/26/2019 2:27 PM |
| 4 | 4122982734 | 8/26/2019 9:38 AM |
| 5 | 3014300934 | 8/23/2019 3:14 AM |
| 6 | 415-461-1341 | 8/21/2019 7:55 AM |
| 7 | 8173067474 | 8/20/2019 1:03 PM |
| 8 | 972-644-9595 | 8/20/2019 3:44 AM |
| 9 | 9193551170 | 8/19/2019 3:13 AM |
| 10 | 5159645482 | 8/18/2019 4:35 PM |
| 11 | 6144308990 | 8/17/2019 10:06 AM |
| 12 | 8123320052 | 8/17/2019 3:50 AM |
| 13 | 2165026282 | 8/16/2019 10:32 AM |

Matrix Buttons

14

9172258289

8/12/2019 10:31 AM

Matrix Buttons

Q2 Approximately how many times did you use the buttons for:

Answered: 16 Skipped: 0

| ANSWER CHOICES | RESPONSES |
|------------------------------|-----------|
| single provisional crowns | 93.75% 15 |
| longer spans | 68.75% 11 |
| other purposes (please list) | 31.25% 5 |

| # | SINGLE PROVISIONAL CROWNS | DATE |
|----|---------------------------|--------------------|
| 1 | 8 | 8/29/2019 5:47 AM |
| 2 | 4 | 8/27/2019 6:45 AM |
| 3 | 4 | 8/26/2019 3:32 PM |
| 4 | 3 | 8/26/2019 2:27 PM |
| 5 | 5 | 8/26/2019 9:38 AM |
| 6 | 7 | 8/23/2019 3:14 AM |
| 7 | 5 | 8/21/2019 7:55 AM |
| 8 | 3 | 8/20/2019 1:03 PM |
| 9 | twice | 8/20/2019 3:44 AM |
| 10 | 3 | 8/19/2019 3:13 AM |
| 11 | 5 | 8/18/2019 4:35 PM |
| 12 | 6 | 8/17/2019 5:57 PM |
| 13 | 5 | 8/17/2019 10:06 AM |
| 14 | 5 | 8/17/2019 3:50 AM |
| 15 | 10 | 8/16/2019 10:32 AM |

| # | LONGER SPANS | DATE |
|----|--------------|--------------------|
| 1 | 0 | 8/27/2019 6:45 AM |
| 2 | 0 | 8/26/2019 3:32 PM |
| 3 | 0 | 8/23/2019 3:14 AM |
| 4 | 0 | 8/21/2019 7:55 AM |
| 5 | 0 | 8/20/2019 1:03 PM |
| 6 | none | 8/20/2019 3:44 AM |
| 7 | 0 | 8/19/2019 3:13 AM |
| 8 | 0 | 8/17/2019 5:57 PM |
| 9 | 0 | 8/17/2019 3:50 AM |
| 10 | 1 | 8/16/2019 10:32 AM |
| 11 | 4 | 8/12/2019 10:31 AM |

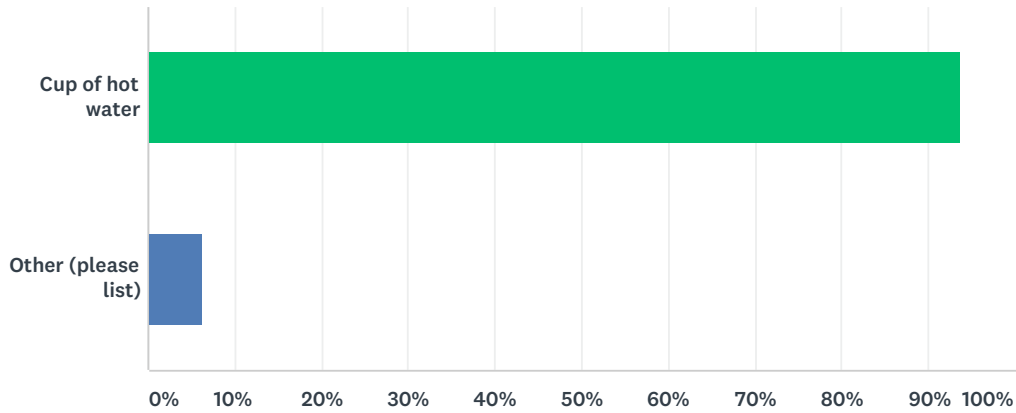
| # | OTHER PURPOSES (PLEASE LIST) | DATE |
|---|---------------------------------|-------------------|
| 1 | 0 | 8/21/2019 7:55 AM |
| 2 | mandibular repositioning device | 8/17/2019 5:57 PM |

Matrix Buttons

| | | |
|---|------------------|--------------------|
| 3 | 0 | 8/17/2019 3:50 AM |
| 4 | Temp night guard | 8/16/2019 10:32 AM |
| 5 | 1 | 8/12/2019 10:31 AM |

Q3 What did you find was the easiest most practical way to heat & soften the buttons for use?

Answered: 16 Skipped: 0

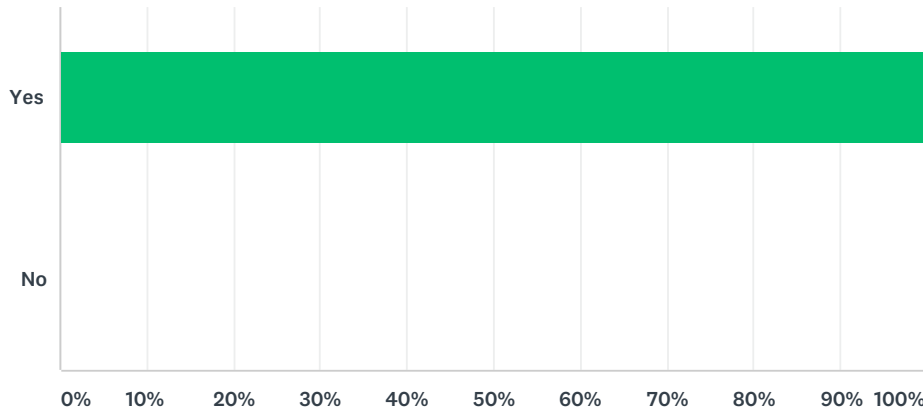


| ANSWER CHOICES | RESPONSES |
|---------------------|-----------|
| Cup of hot water | 93.75% 15 |
| Other (please list) | 6.25% 1 |
| TOTAL | 16 |

| # | COMMENT | DATE |
|---|--|--------------------|
| 1 | WE have hot water in the office, found it took more than 60 seconds to truly soften | 8/29/2019 5:47 AM |
| 2 | Hot water Bath | 8/26/2019 2:27 PM |
| 3 | Needed to microwave the water | 8/26/2019 9:38 AM |
| 4 | We used cups that we have in our operatories, but it stuck to every cup. It was salvageable, but I believe glass or pyrex would work better. | 8/20/2019 1:03 PM |
| 5 | First heated in microwave | 8/17/2019 10:06 AM |

Q4 Did you have ample working time to form the softened button and place it over the operative tooth?

Answered: 16 Skipped: 0

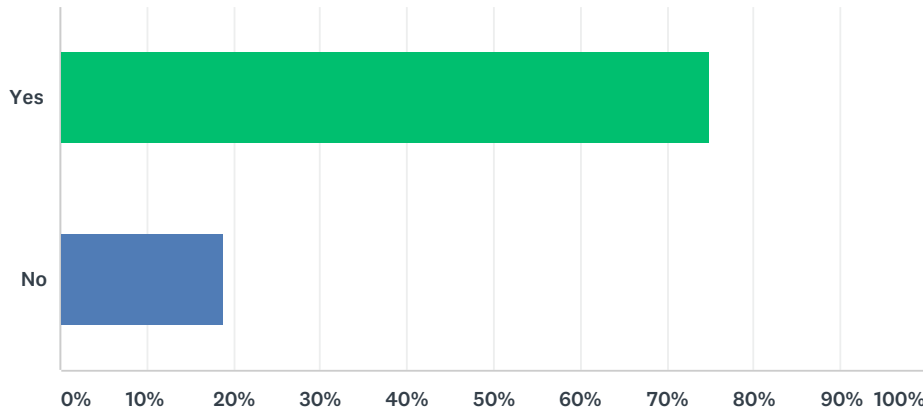


| ANSWER CHOICES | RESPONSES | |
|----------------|-----------|----|
| Yes | 100.00% | 16 |
| No | 0.00% | 0 |
| TOTAL | | 16 |

| # | COMMENT | DATE |
|---|-----------------|-------------------|
| 1 | timing was good | 8/27/2019 6:45 AM |
| 2 | Very simple | 8/21/2019 7:55 AM |

Q5 Were you able to receive/achieve good margins, contacts and occlusion using the buttons?

Answered: 16 Skipped: 0

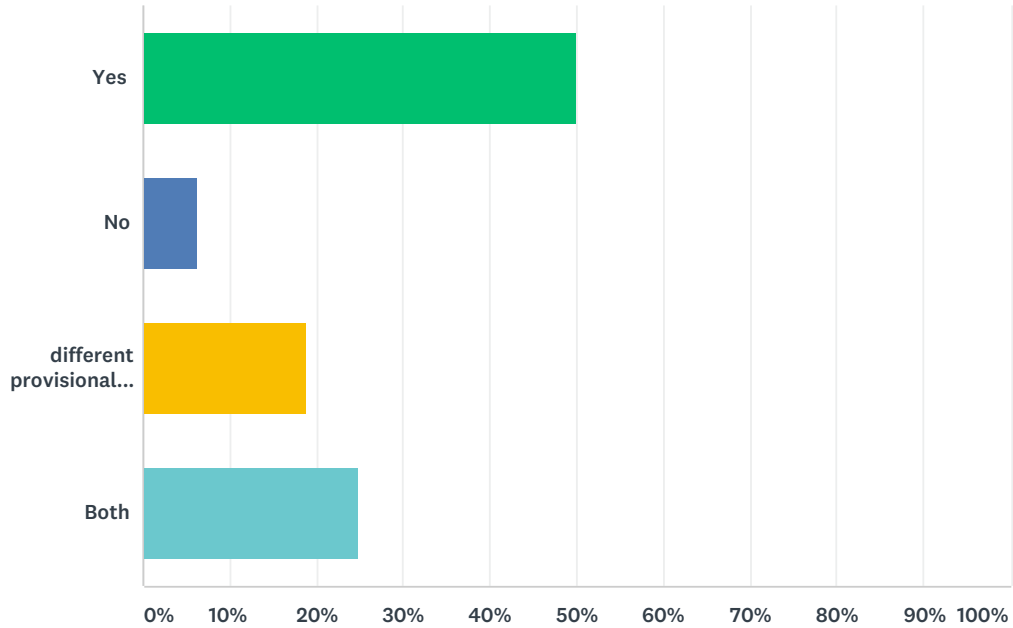


| ANSWER CHOICES | RESPONSES | |
|----------------|-----------|----|
| Yes | 75.00% | 12 |
| No | 18.75% | 3 |
| TOTAL | | 16 |

| # | COMMENT | DATE |
|---|--|--------------------|
| 1 | Occlusion was easy, margins were a little more challenging as I think there is a learning curve and maybe some tips and tricks would help, contacts varied | 8/29/2019 5:47 AM |
| 2 | They were acceptable | 8/26/2019 3:32 PM |
| 3 | achieved great detail of the pre-op tooth shape, because the button material was soft enough to mold to the tooth | 8/23/2019 3:14 AM |
| 4 | Love this technique | 8/21/2019 7:55 AM |
| 5 | Difficult to adapt to tooth | 8/18/2019 4:35 PM |
| 6 | a number of times I really had to push the material to pick up anatomy or use new material | 8/12/2019 10:31 AM |

Q6 Did you use the buttons with MatrixTemp?

Answered: 16 Skipped: 0

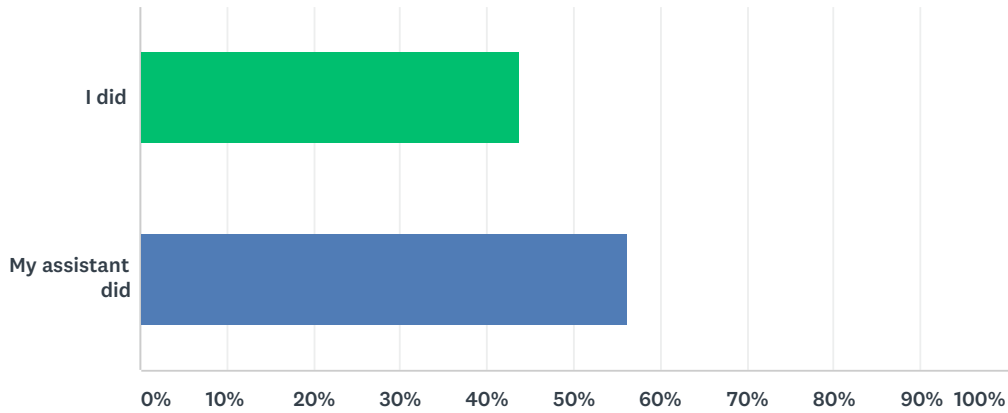


| ANSWER CHOICES | RESPONSES | |
|---|-----------|-----------|
| Yes | 50.00% | 8 |
| No | 6.25% | 1 |
| different provisional resin (please list brand below) | 18.75% | 3 |
| Both | 25.00% | 4 |
| TOTAL | | 16 |

| # | COMMENT | DATE |
|---|-------------------------|-------------------|
| 1 | also used with luxatemp | 8/27/2019 6:45 AM |
| 2 | We use luxatemp | 8/26/2019 3:32 PM |
| 3 | And with GC Tempsmart | 8/26/2019 2:27 PM |
| 4 | Integrity | 8/26/2019 9:38 AM |
| 5 | luxatemp | 8/19/2019 3:13 AM |
| 6 | luxatemp | 8/17/2019 5:57 PM |
| 7 | Luxatemp | 8/17/2019 3:50 AM |

Q7 Did you or your chairside assistant generally form and apply the buttons?

Answered: 16 Skipped: 0

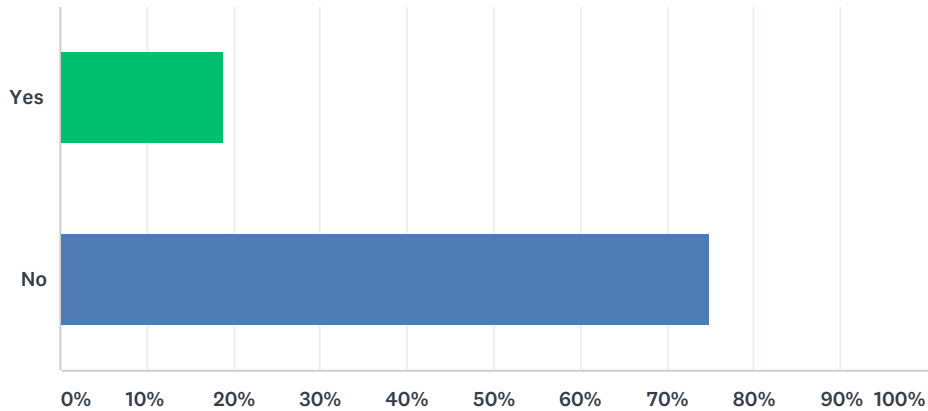


| ANSWER CHOICES | RESPONSES | |
|------------------|-----------|----|
| I did | 43.75% | 7 |
| My assistant did | 56.25% | 9 |
| TOTAL | | 16 |

| # | COMMENT | DATE |
|---|--|--------------------|
| 1 | I did 2 and she did 2 | 8/27/2019 6:45 AM |
| 2 | I showed her how and she was able to do the technique very easily. | 8/21/2019 7:55 AM |
| 3 | I am very particular about my provisionals! | 8/17/2019 10:06 AM |

Q8 Did the Matrix Button system save you time of the system you have been using?

Answered: 16 Skipped: 0



| ANSWER CHOICES | RESPONSES |
|----------------|-----------|
| Yes | 18.75% 3 |
| No | 75.00% 12 |
| TOTAL | 16 |

| # | COMMENT | DATE |
|---|---|--------------------|
| 1 | I felt time was actually not saved because, we would wait for the tab to warm and by then we would have already had the pre impression done. | 8/29/2019 5:47 AM |
| 2 | I think time is about the same as you have to heat the water rather than just using pvs into a tray | 8/27/2019 6:45 AM |
| 3 | Fast set PVS Temp Matrix was faster | 8/26/2019 2:27 PM |
| 4 | Was using silginate in mini tray | 8/26/2019 9:38 AM |
| 5 | No time difference | 8/23/2019 3:14 AM |
| 6 | Generally a quick procedure | 8/21/2019 7:55 AM |
| 7 | We already have a pretty solid system in place using a triple tray and alginate substitute. The matrix button was efficient, but the assistant had to hold the material in place and air dry until it set. This didn't allow the assistant to perform other duties while making the matrix. | 8/20/2019 1:03 PM |
| 8 | We take impressions, pour them up and then use a vacuum-former or make a putty matrix. | 8/17/2019 10:06 AM |
| 9 | I had a learning curve...as I used more it got easier | 8/16/2019 10:32 AM |

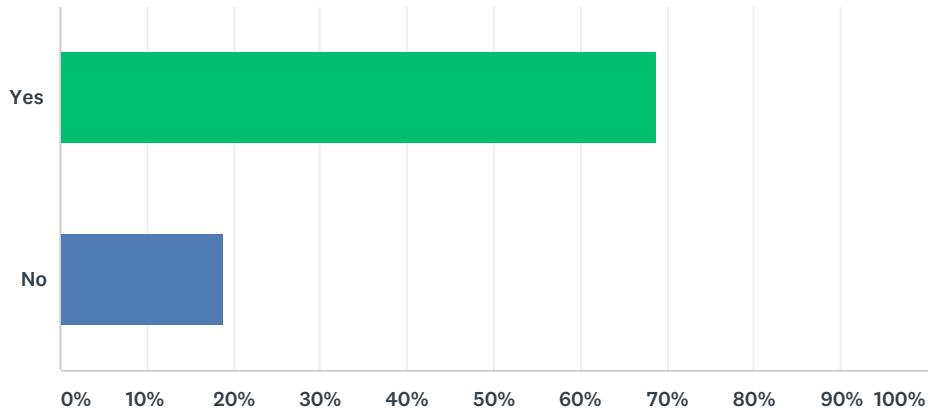
Q9 If you answered "yes" to Q8. How much time do you anticipate you saved?

Answered: 7 Skipped: 9

| # | RESPONSES | DATE |
|---|-------------------|--------------------|
| 1 | 5 min ish | 8/26/2019 9:38 AM |
| 2 | couple of minutes | 8/21/2019 7:55 AM |
| 3 | xx | 8/17/2019 5:57 PM |
| 4 | 5 minutes | 8/17/2019 10:06 AM |
| 5 | 0 | 8/17/2019 3:50 AM |
| 6 | N/a | 8/16/2019 10:32 AM |
| 7 | no | 8/12/2019 10:31 AM |

Q10 Did the Matrix Button system save you money over the system you have been using? (Matrix Buttons are priced at \$0.71 each)

Answered: 16 Skipped: 0

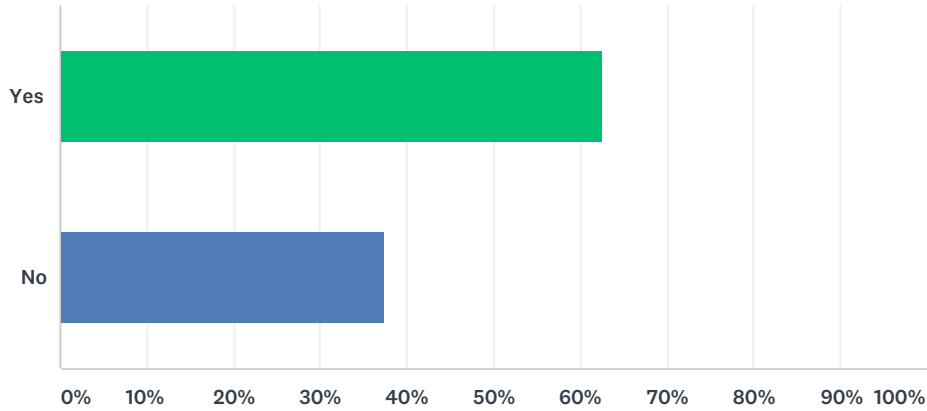


| ANSWER CHOICES | RESPONSES | |
|----------------|-----------|----|
| Yes | 68.75% | 11 |
| No | 18.75% | 3 |
| TOTAL | | 16 |

| # | COMMENT | DATE |
|---|--|-------------------|
| 1 | I would have to check but I am sure on a cost side of material it is definitely less | 8/29/2019 5:47 AM |
| 2 | I think that is the biggest benefit of this system | 8/27/2019 6:45 AM |
| 3 | Maybe a little | 8/26/2019 3:32 PM |
| 4 | Cost of Time more important than material cost | 8/26/2019 2:27 PM |
| 5 | Maybe about the same | 8/26/2019 9:38 AM |
| 6 | cheaper than a impression tray and material | 8/23/2019 3:14 AM |
| 7 | we use a triple tray and template (Clinician's Choice) | 8/21/2019 7:55 AM |

Q11 Was there a "learning curve" with these buttons?

Answered: 16 Skipped: 0



| ANSWER CHOICES | RESPONSES | |
|----------------|-----------|----|
| Yes | 62.50% | 10 |
| No | 37.50% | 6 |
| TOTAL | | 16 |

| # | COMMENT | DATE |
|---|--|--------------------|
| 1 | timing first, then application and still not sure if there are some helpful tips and tricks to learn | 8/29/2019 5:47 AM |
| 2 | for my assistant yes but picked it up by the second one... | 8/27/2019 6:45 AM |
| 3 | Took a few times to get good marginal adaptation | 8/26/2019 9:38 AM |
| 4 | These are very easy to use. One of our assistants had used them in another office. | 8/20/2019 1:03 PM |
| 5 | Learning when to take them out takes a little experience | 8/17/2019 10:06 AM |
| 6 | It takes time to get good at it | 8/16/2019 10:32 AM |
| 7 | I think you need to get used to the handling because they can stick to your gloves, overheat in different microwaves | 8/12/2019 10:31 AM |

Matrix Buttons

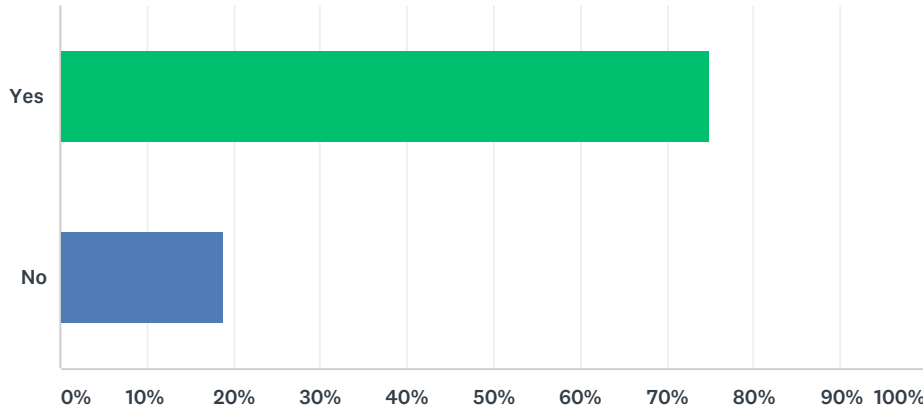
Q12 What did you like best about the Matrix Buttons?

Answered: 16 Skipped: 0

| # | RESPONSES | DATE |
|----|--|--------------------|
| 1 | Accuracy for sure | 8/29/2019 5:47 AM |
| 2 | Fast, easy and price is very good. | 8/27/2019 6:45 AM |
| 3 | Unfortunately my assistant did not like the technique or buttons. She makes all temps except big aesthetic cases. | 8/26/2019 3:32 PM |
| 4 | low-cost | 8/26/2019 2:27 PM |
| 5 | Fast with no tray necessary | 8/26/2019 9:38 AM |
| 6 | fast and easy to use, so teaching it to other staff member is easy to do | 8/23/2019 3:14 AM |
| 7 | Simple technique, easy to place. | 8/21/2019 7:55 AM |
| 8 | Simple to use. Provided for a nice temporary. | 8/20/2019 1:03 PM |
| 9 | They are easy to use. | 8/20/2019 3:44 AM |
| 10 | resulted in a much smoother temporary, and less expensive than my current method | 8/19/2019 3:13 AM |
| 11 | Small and little storage needed | 8/18/2019 4:35 PM |
| 12 | ease of use. reduced cost | 8/17/2019 5:57 PM |
| 13 | Fewer steps | 8/17/2019 10:06 AM |
| 14 | Price | 8/17/2019 3:50 AM |
| 15 | Brilliant concept with some diverse applications | 8/16/2019 10:32 AM |
| 16 | what I did like is that when I used it to make an anterior guard I could control the thickness of material and that it was smooth. I also liked that it changes color as it hardens. | 8/12/2019 10:31 AM |

Q13 Would you recommend this product to your colleagues?

Answered: 16 Skipped: 0



| ANSWER CHOICES | RESPONSES | |
|----------------|-----------|----|
| Yes | 75.00% | 12 |
| No | 18.75% | 3 |
| TOTAL | | 16 |

| # | COMMENT | DATE |
|---|--|--------------------|
| 1 | But not sure for this indication. I think there is so much more about these tablets on how to make a variety of clinical uses in dentistry | 8/29/2019 5:47 AM |
| 2 | It depends on what they do and how they do it. For some it could be good but for us it wasn't. | 8/26/2019 3:32 PM |
| 3 | This is a great alternative to an office without a system in place. | 8/20/2019 1:03 PM |
| 4 | Too difficult to get accurate detail | 8/18/2019 4:35 PM |
| 5 | Great to add to your bag of tricks | 8/17/2019 10:06 AM |